

Garden Guide

July



Feature Plant

Roses



Winter is the ideal time to give your roses some attention. Tackle the task of pruning your rose bushes this June or July! Prune them back to 1/3 of the original plant to allow more exposure to sunlight, encourage new growth and reduce disease!

If you're in a colder climate of Australia hold off a hard prune until early August to avoid frosts killing off the new shoots, before they've had a chance to sprout!

Three weeks after your winter prune, we recommend fertilizing your roses with our **NEW Rose and Flower Fertilizer granules** and continue to apply this every 6 weeks.

If you want even more out of your blooms in the next season, apply a good dose of our **NEW Neptune Liquid Seaweed** every 3 weeks and mulch around your rose bushes with our poultry manure enhanced **Not Just Mulch**. Your Rose bushes will be healthy, full of new growth and an abundance of bright, colourful blooms come Spring!

News & Events

Garden Expo

7, 8, 9 July
Nambour Showgrounds,
Nambour

Green Expo

25, 26 July
Gold Coast Convention &
Exhibition Centre

New Product Launch

We will be launching our new range of 3kg buckets this month!

Feature Product

Rose & Flower Fertilizer



Introducing our new Rose and Flower Fertilizer granules!

We have created a specialised combination of organic composted poultry manure + beneficial trace elements!

Rose & Flower Fertilizer is ideal for strong, healthy plant growth and bright, colourful blooms!

Just one 3kg bucket will cover approximately 30sqm!





for more head to www.katekfertilizers.com.au

Phone 07 5486 1141

Email admin@katekfertilizers.com.au

What to Plant

Flowers

Cool Climate/Temperate

Alyssum	Aquilegia	Begonia
Calendula	Cineraria	Cornflower
Delphinium	Dianthus	Foxglove
Geranium	Hollyhock	Larkspur
Lobelia	Nemesia	Pansy
Polyanthus	Poppy	Primula
Ranunculus	Snapdragon	Viola

Subtropical






Ageratum	Alyssum	Candytuft
Carnation	Cornflower	Cyclamen
Delphinium	Dianthus	Everlasting Daisy
Geranium	Iceland Poppy	Impatiens
Marigold	Pansy	Sweet Pea

Tropical

Ageratum	Aster	Balsam
Carnation	Cosmos	Dahlia
Dianthus,	Everlasting Daisy	Gazania
Geranium	Gerbera	Impatiens
Kangaroo Paw	Marigold	Nasturtium
Petunia	Portulaca	Snapdragon
Sunflower	Verbena	Zinnia

Feature Farm Petersen's Farm



-  Re-mulch around rose bushes & citrus trees
-  Fertilise winter growing vegetables mid-morning with our NEW Katek Super Growth All Purpose Liquid Fertilizer!
-  Reduce frost injury by gently hosing over plants first thing in the morning. Don't remove frost-damaged sections of plants to provide protection to the still growing plants underneath.
-  Prune plants that flowered in summer or autumn
-  Take cuttings of your favourite frangipani trees

Super Chicken's Top Tips



Vegetables/Herbs

Cool Climate/Temperate

Broad Beans	Onions	Garlic
Peas & Snow Peas	Radishes	Shallots
Spinach		

Subtropical

Watermelon	Garlic	Eggplant
Cucumber	Potatoes	Cabbage

Tropical

Watermelon	Garlic	Eggplant
Cucumber	Potatoes	Cabbage
Kale	Broccoli	Lettuce
Rocket	Pak Choy	Basil
Radish	Turnip	Carrot

Joe Petersen, Petersen's Farm, Woolooga QLD

"We grow 4 to 5 thousand Rosella plants each year. We find Katek Super Growth is ideal and has boosted yield by 20% and the plants look fantastic".

"We also grow a few tonnes of Snow Peas. We plant on Katek Super Growth and on flowering, side dress with Katek N Phoska which has the right amount of nitrogen to boost yield and potash to give large size of pods. We have stopped using chemical fertiliser all together now, we see the great advantage of Katek products which are looking after our soil"