

# Garden Guide

## June



### Feature Plant

## Snapdragon



Known for small shrubby foliage and their dragon face like flowers that open and close as you squeeze their sides, these common annuals are best grown in a full to partial sunny spot. An easy to grow flower from either seed or seedlings with a habit of blooming in the cooler months and well into Spring. If growing by seed, start them off indoors as the seeds can take a long time to germinate. Once established they can then be ready to plant outside. The ideal planting position is in well drained soil rich with organic matter worked through or alternatively add Katek Super Booster poultry manure pellets to the soil before planting. Maintain a steady watering regime especially as seedlings are small and then continue throughout the lifetime of the plant. To encourage more blooms and brighter colours we recommend a feed of Katek's Rose & Flower Fertiliser. After each bloom of flowers it's best to cut back the stems to allow the plant to bush out and encourage new growth.



### Did you Know?

If you have bromeliads that have been in shade and want to move some to a sunny position, it is best to do so in Winter. Check the variety as some only like shade and may get scorched.

*"In almost every garden, the land is made better and so is the gardener."*

Robert Rodale

### Feature Product

## Rose & Flower Fertilizer



**Specially formulated for strong healthy plant growth and bright, colourful blooms!**

Provides both quick and slow release nutrients.

Contains the full range of trace elements to improve bud to flower conversion and enhance foliage colour.

For use on all flowering plants, shrubs, potted plants.



for more head to [www.katekfertilizers.com.au](http://www.katekfertilizers.com.au)

Phone 07 5486 1141

Email [admin@katekfertilizers.com.au](mailto:admin@katekfertilizers.com.au)

## What to Plant

### Flowers

#### Cool Climate/Temperate


Alyssum	Aquilegia	Begonia
Cineraria	Cornflower	Delphinium
Dianthus	Foxglove	Geranium
Lobelia	Nemesia	Pansy
Polyanthus	Poppy	Snapdragon
Stock	Strawflower	Viola


#### Subtropical


Alyssum	Aster	Dianthus
Gazania	Impatiens	Marigold
Pansy	Viola	


#### Tropical


Ageratum	Aster	Balsam
Crysanthemum	Coxscomb	Coleus
Cosmos	Dahlia	Dianthus
Everlasting Daisy	Kangaroo Paw	Marigold
Petunia	Portulaca	Salvia
Sunflower	Torenia	Verbena

 It is a great time to plant perennials. Phlox, Asters and Daffodils are a great place to start!

 Give potatoes and sweet potatoes a try this winter, just wait until they start to shoot and cover them with soil.

 Time to give your shrubs a tidy up with a good prune back!

 Indoor plants would love a feed of liquid fertiliser.

 It is a good time to have onions and garlic in the ground, before the winter solstice.

## Super Chicken's Top Tips



### Vegetables/Herbs

#### Cool Climate/Temperate

Broccoli	Cabbage	Cauliflower
Mint	Pumpkin	Spinach
Sweet corn	Thyme	Tomato



#### Subtropical

Dill	Cabbage	Comfrey
Lettuce	Parsley	Sage
Spinach	Silverbeet	

#### Tropical

Artichoke	Beetroot	Celery
Lettuce	Silverbeet	Radish

## Feature Garden



### Jordan Simpkins, Gympie QLD

An avid gardener and one of our chief product-testers at Katek, Jordan has a varied garden with plenty happening after the recent rain.

Jordan has used Katek Super Feed Liquid Fertiliser on her lawn to keep it healthy through the dry months and Super Growth pellets throughout the rest of the garden including fruit trees and vegetable beds.

Neptune seaweed is used as a health tonic to build pest and disease resistance and encourage a healthy flush on flowering plants.