

# Garden Guide

## November



### Feature Plant

## Kangaroo Paw



Kangaroo Paw is an iconic Australian Plant which grows from a rhizome, which produces the shoot and root systems of a new plant.

There are many varieties, producing lovely long stemmed flowers which provide a great nectar treat for birds. Kangaroo Paws flower during Spring & Summer.

**Where to Plant:** Somewhere with full sun and good drainage. Organic matter can be added to the soil. A good choice is Super Booster or Lawn & Garden Booster. Water with a liquid seaweed like Neptune to reduce shock when planting.

**Watering:** Water during early Spring & Summer as this is the peak growing time. Kangaroo Paw will tend to be fair drought tolerant during the remainder of the year.

**Pruning:** Pruning is a key element to growing attractive, healthy Kangaroo Paw. Cutting back helps encourage vigorous growth and helps reduce disease. Prune back hard, right to ground level.

**Propagation:** Kangaroo Paw grow in clumps, which means as they grow they can be divided. Kangaroo Paw can also be grown from seed.

### Did you Know?

Green manures are a great way to enrich soil structure. Plant soybean, cowpea or oats and dig them in to increase organic matter and improve fertility.

*“As I leave the garden I take with me a renewed view and a quiet soul”*

Jessica Coupe



A slow release fertiliser like Super Growth Pellets is ideal - sprinkle some around the base & watch it grow! Fertilise around March after cutting back and again in Spring





for more head to [www.katekfertilizers.com.au](http://www.katekfertilizers.com.au)

Phone 07 5486 1141

Email [admin@katekfertilizers.com.au](mailto:admin@katekfertilizers.com.au)

## What to Plant

### Flowers

#### Cool Climate/Temperate





Antirrhinum	Begonia	Carnation
Cornflower	Cosmos	Dianthus
Gazania	Hollyhock	Impatiens
Lobelia	Marigold	Petunia
Salvia	Zinnia	

#### Subtropical

Alyssum	Aster	Begonia
Carnation	Cockscomb	Dianthus
Geranium	Gerbera	Impatiens
Marigold	Pansy	Petunia
Rudebeckia	Sunflower	Verbena

#### Tropical

Antirrhinum	Begonia	Carnation
Cockscomb	Coleus	Cosmos
Dahlia	Dianthus	Gerbera
Kangaroo Paw	Marigold	Petunia
Portulaca	Salvia	Sunflower
Torenia	Verbena	

-  Give all gardens a good weeding! Remulch garden beds ready for summer.
-  Aerate your lawn - use an aerating device or garden fork - your lawn will love you for it!
- Fertiliser all plants and lawn and water in well.
-  Plant passionfruit vines with a boost of Katek Blood & Bone and lots of mulch & water.
-  Feed Mangoes & Bananas with Katek Citrus & Fruit Fertilizer or an all round fertiliser like Super Growth.

## Super Chicken's Top Tips



### Vegetables/Herbs

#### Cool Climate/Temperate

Beans	Broccoli	Carrot
Celery	Eggplant	Lettuce
Mint	Pumpkin	Rockmelon
Silverbeet	Strawberries	Tomato

#### Subtropical

Artichokes	Asparagus	Beans
Beetroot	Capsicum	Carrot
Chives	Ginger	Lettuce
Mint	Radish	Zucchini

#### Tropical

Basil	Ginger	Mustard Greens
Rosella	Sweet Corn	Sweet Potato

## Feature Product

# Neptune Seaweed Concentrate



**A complete garden seaweed health treatment** that improves nutrient uptake, promotes strong root development, fruiting and flowering. Regular applications reduce heat stress, frost tolerance and improve pest & disease resistance. Australian Organic Registered Available in 1L, 5L, 20 & 200L drums

