

# Garden Guide

## January



### Feature Plant **Nasturtium**

An easy to grow, vigorous plant that produces bright edible flowers that can be grown all year round.

**Where to plant:** Best grown from seed but can also be purchased as seedlings. There are a wide variety of hybrids that are grown as dwarf shrubs around 30-40 cm round or large trailing types which can span from 1.8m to 3m wide.

They can be grown all year in warm regions, however in cold areas only plant in spring. The perfect location is a sunny spot that receives constant sunshine.

Tip - Once flowering be sure to remove old flowers to encourage new blooms. Make sure to mulch around your plants with either sugar cane mulch or straw mulch to keep the soil and roots cool and weeds at bay.

**Watering:** When growing from seed, keep them moist but not soaked until seedlings start to sprout, every couple of days is ideal. Once your plants are established keep the soil moist but don't overwater.

**Fertilising:** When prepping your soil add some poultry manure pellets. We recommend a slow release product like Super Growth. A dose of Katek Neptune

seaweed liquid every couple of weeks will keep the plants healthy.



### Did you Know?

The common Agave plant, a desert succulent, can be juiced making a sweet nectar. It is used in the making of Tequila!

*“To me a lush carpet of pine needles or spongy grass is more welcome than the most luxurious Persian rug.”*

Helen Keller

### Feature Product

## Super Cal Clay Breaker



**Fast Acting Concentrate**  
**100% Readily Available Calcium**

Super Cal liquid breaks up clay, balances the soil and improves drainage!

1L of Super Cal is more effective than 20kg Gypsum!



for more head to [www.katekfertilizers.com.au](http://www.katekfertilizers.com.au)

Phone 07 5486 1141

Email [admin@katekfertilizers.com.au](mailto:admin@katekfertilizers.com.au)

## What to Plant

### Flowers

#### Cool Climate/Temperate

Ageratum	Alyssum	Cleome
Cyclamen	Iceland Poppy	Linaria
Malope	Marigold	Pansy
Schizanthus	Stock	Verbena
Viola	Vinca	Wallflower

#### Subtropical

Ageratum	Aster	Balsam
Celosia	Gomphrena	Impatiens
Marigold	Salvia	Sunflower
Torenia	Vinca	Zinnia

#### Tropical

Balsam	Celosia	Coxscomb
Coleus	Gomphrena	Impatiens
Marigold	Petunia	Salvia
Sunflower	Torenia	Vinca

## Feature Garden

*Jordan Simpkins, Gympie, QLD*






The Dancing Lady Orchid (*Oncidium*) is an easy to grow common garden orchid which is perfect for beginners and produces long sprays of small, bright, spotty flowers that look like 'dancing ladies'.

I have had great success keeping this orchid healthy and growing strong through the use of organic based fertilisers from the Katek range and grow this beauty in a greenhouse year-round until it begins flowering. Each year I re-pot the orchid after flowering has finished, using a natural bark base, with a small handful of organic fertiliser with a balanced NPK ratio like Katek's Super Growth pellets and add a little sphagnum moss to the top of the bark level in the pot to keep the roots moist but not

soaked, especially during the hotter months. I keep a regular fertiliser regime, feeding at the re-potting stage and at the start of Spring. I give it a regular water with added Neptune Seaweed Liquid in a watering can every 3 weeks in the warmer months and during the cold months leave the roots to dry out completely before watering.

Katek Fertilisers have worked wonders to keep the plant growing strong and healthy throughout the year and my Dancing Lady sends out 2 or 3 sprays at the start of November that come alive for around 6 weeks.



-  Give all herbs, vegetables, shrubs and flowering plants a dose of Neptune Seaweed to keep them healthy from root to tip.
-  Use a higher cutting height when mowing your lawn to provide extra shade for the soil and roots and avoid moisture loss!
-  Trim back herbs to prevent fungal infections from humidity and keep the offcuts to dry and use in cooking and as home remedies.
-  Neaten up hedges and evergreen trees to encourage bushy growth.
-  Re-mulch your gardens after a good watering with Not Just Mulch about 7cm thick. This will keep the soil & plants hydrated.

## Super Chicken's Top Tips



### Vegetables/Herbs

#### Cool Climate/Temperate

Beetroot	Cabbage	Cucumber
Leek	Lettuce	Pumpkin
Radish	Silverbeet	

#### Subtropical

Artichoke	Beans	Eggplant
Lettuce	Silver Beet	Sweetcorn
Sweet Potato	Tomato	Watermelon

#### Tropical

Artichoke	Beetroot	Capsicum
Celery	Lettuce	Pumpkin
Shallots	Spring Onion	Tomato