

— June —

Garden Guide

for more head to www.katek.com.au



- Feature Plant - Cauliflower

The ultimate winter vegetable, cauliflowers are easy to grow and have the added benefit of being delicious! From the Brassica family, the tasty heads make a great addition to the kitchen garden over winter.

Choose a Variety: Colours abound when it comes to cauliflower. Not just available in the common white colour, you can find heirloom varieties in purple, yellow, green and golden orange. There are also heat tolerant varieties for warmer climates.

Where to Plant: Plant out your cauliflower in a garden bed that has had some blood & bone plus or Super Booster dug into the soil. The composted manure in these products will provide nutrients for plant growth and improve the soil's drainage by adding organic matter at the same time. Good drainage is ideal as they will put down extensive roots. Protect the plants from frost. Being a cool weather vegetable, look for heat tolerant or disease resistant varieties if you are planting in a warmer zones. Plant in full sun.

If sowing from seed, the seeds can be sown directly into the ground or raised in trays and later-transplanted. Seeds will need to be sown around 30-40cm apart and around 1cm deep.

Watering: To maintain healthy cauliflower plants the key is keeping the soil moist but not soggy and wet. Water deeply on a regular basis, especially if the weather has been dry.

Fertilising: A good balanced fertiliser like Katek Super Growth will help produce healthy heads. A sprinkle around the base at around 6-8 weeks after planting or before heads develop will help maintain nutrients over the growth phase. Keeping the plant healthy will help in building pest and disease resistance in your cauliflowers.

Apply Neptune seaweed liquid every few weeks while growing to help prevent disease.

Mulching: Mulching will help maintain cool and moist roots and help with disease control.

Harvesting: Depending on the variety you are growing, the cauliflower head will be ready for harvest between 14 & 19 weeks. The head will be firm and tight.



What to Plant

— NOW —

Flowers:

Cool Climate/Temperate Climate

Alyssum, aquilegia, begonia, calendula, cineraria, cornflower, delphinium, dianthus, erigeron, foxglove, geranium, hollyhock, larkspur, lobelia, nemesia, pansy, polyanthus, poppy, primula, ranunculus, snapdragon, stock and viola.

Sub-Tropical Climate

Alyssum, pansy, viola, gazania, dianthus, marigold, aster, impatiens.

Tropical Climate

Ageratum, aster, balsam, carnation, celosia, chrysanthemum, cockscomb, coleus, cosmos, dahlia, dianthus, everlasting daisy, gaillardia, gazania, geranium, gerbera, impatiens, kangaroo paw, African marigold, French marigold, nasturtium, petunia, portulaca, rudbeckia, salvia, snapdragon, sunflower, torenia, verbena, wallflower and zinnia.

Herbs & Vegetables:

Cool Climate/Temperate Climate

Artichoke, asparagus, beetroot, broad beans, broccoli, Brussels sprout, cabbage, carrot, cauliflower, celery, endive, leek, lettuce, onion, peas, snow peas, silver beet, spinach and radish. chives, curry, dill, mint, parsley, sage and thyme. chives, curry, dill, mint, parsley, sage and thyme.

Sub-Tropical Climate

Spinach, silver beet, lettuce and early-maturing cabbage. chamomile, comfrey, dill, garlic bulbs, lavender, lemon balm, marjoram, mint, oregano, parsley, sage, sorrel and thyme.

Tropical Climate

Broccoli, cabbage, capsicum, carrot, cauliflower, cucumber, eggplant, peas, potato, pumpkin, spinach, sweet corn and tomato. dill, garlic, marjoram, mint, oregano, parsley, sage, Thai coriander and thyme.

“A Garden is a great teacher. It teaches patience and careful watchfulness, it teaches industry and thrift and above all it teaches entire trust”

Gertrude Jekyll

Quick Tip

When planting seeds never walk over moist soil because footprints can cause serious compaction that restricts root growth!

SUPER GROWTH LIQUID

Biologically Active, Aust Organic Registered

Balanced liquid fertiliser combining liquid composted manure, liquid fish, kelp, humic & fulvic acid.

Australian Organic registered for use on organic farms & gardens

Proven Results on a broad range of applications including flowers, lawns, vegetables, fruit trees & more










N 2% P 1% K 2%





Tasks in the Garden

— NOW —

-  **Vege Garden:** If you haven't grown potatoes or sweet potato before, now is a good time to plant some out. Just wait until they start to shoot and cover them over with soil. It is best to plant garlic and onion before the winter solstice.
-  **Planting:** It is a great time to plant perennials. Phlox, Asters & Daffodils are a great choice for a splash of colour in the garden.
-  **Supercal for Heavy Clay Soils:** If you have problem spots in the garden with heavy, compacted clay soil, spray some Super Cal Liquid Clay Breaker over the soil to break up the clay and improve drainage and soil structure.
-  **Pruning:** Going through the garden and removing spent flowers and giving the shrubs a prune back will encourage new growth.
-  **Citrus:** Add some mulch around your citrus trees to help them keep in moisture and aid the growing crop. Fertilise with Citrus & Fruit fertiliser.
-  **Roses:** It is good timing to prepare beds for planting out bare-root roses. Dig in a product like Super Growth which is rich in organic matter.
-  **Green Manures:** Grow a green manure crop like oats, millet or field peas to improve the soil in your vege patch.
-  **Feed Indoor Plants:** Give your indoor plants a feed of Neptune Seaweed and a sprinkling of Super Growth pellets to keep them looking lush. Cut back on watering now the weather is cooling off.
-  **Mulch:** Add some mulch on vege gardens, ornamentals to keep the weeds down. Add some fertiliser under the mulch to release slowly as the mulch breaks down.

Winter Fertilising

Neptune Seaweed Concentrate on vegetables & herbs, fruit trees & flowering plants to keep them healthy.

Lawn & Garden Booster over the lawn to improve root growth and keep the lawn healthy over winter

Super Growth or Super Booster in the planting hole or dug through the beds for new plantings

Natives may need a boost with Super Growth Liquid or Neptune.

Enquiries: 07 54861141 or admin@katek.com.au

