

— July —

# Garden Guide

for more head to [www.katek.com.au](http://www.katek.com.au)



## - Feature Plant - Pansy

Pansies are dainty flowers that pack a big punch of colour! Compact and low growing, pansies are well suited to being planted along borders, in containers, flower beds and hanging baskets.

**Choose a Variety:** Colours abound in the pansy world. From white through to a purple so deep it is almost black, there are so many options! Markings and blotches also come in some interesting combinations on these cheerful, flat faced flowers.

**Where to Plant:** Choosing a position with sun when the weather is cool is important, while in warm Summer temperatures require light shade. Pansies grow in the late Winter/early Spring and in cooler climates will flower into the early summer.

Your pansies will perform best in well-drained soil. Improving the soil before planting will help you get healthier growth and more blooms. Adding in a large amount of compost and well-rotted animal manure will boost organic matter and create the right mix for your new plants. Super Booster, being based on composted manure is ideal for this.

If planted in potting mix, a good quality mix that retains moisture and holds good structure is a must. Katek Superior Potting Mix is ideal for this as it contains water saving crystals and slow release fertiliser for optimum growth.

**Watering:** Pansies will need extra watering in warmer climates, especially in late Spring/early Summer. Water potted plants regularly to avoid the potting material drying out completely.



**Fertilising:** A good balanced fertiliser like Katek Rose & Flower will help produce healthy colourful blooms and keep the plants in great condition. Applications of Rose & Flower every 6 weeks during Spring will provide the nutrients needed for a constant display of flowers.

Regular applications of a seaweed concentrate like Katek Neptune will also benefit plant growth and health. Katek Liquid Potash is also great for encouraging flowers.

**Mulching:** A layer of mulch is useful in warmer climates, keeping the plant roots cool especially during hot weather.

**Did you know?** Pansies are an edible flower! They make a delightfully pretty addition to iced cakes and salads.





# What to Plant

— NOW —

## Flowers:

### Cool Climate/Temperate Climate

Alyssum, aquilegia, begonia, calendula, cineraria, cornflower, delphinium, dianthus, erigeron, foxglove, geranium, hollyhock, larkspur, lobelia, nemesia, pansy, polyanthus, poppy, primula, ranunculus, snapdragon, stock and viola.

### Sub-Tropical Climate

Alyssum, pansy, viola, gazania, dianthus, marigold, aster, impatiens.

### Tropical Climate

Ageratum, aster, balsam, carnation, celosia, chrysanthemum, cockscomb, coleus, cosmos, dahlia, dianthus, everlasting daisy, gaillardia, gazania, geranium, gerbera, impatiens, kangaroo paw, African marigold, French marigold, nasturtium, petunia, portulaca, rudbeckia, salvia, snapdragon, sunflower, torenia, verbena, wallflower and zinnia.

## Herbs & Vegetables:

### Cool Climate/Temperate Climate

Artichoke, asparagus, beetroot, broad beans, broccoli, Brussels sprout, cabbage, carrot, cauliflower, celery, endive, leek, lettuce, onion, peas, snow peas, silver beet, spinach and radish. chives, curry, dill, mint, parsley, sage and thyme. chives, curry, dill, mint, parsley, sage and thyme.

### Sub-Tropical Climate

Spinach, silver beet, lettuce and early-maturing cabbage. chamomile, comfrey, dill, garlic bulbs, lavender, lemon balm, marjoram, mint, oregano, parsley, sage, sorrel and thyme.

### Tropical Climate

Broccoli, cabbage, capsicum, carrot, cauliflower, cucumber, eggplant, peas, potato, pumpkin, spinach, sweet corn and tomato. dill, garlic, marjoram, mint, oregano, parsley, sage, Thai coriander and thyme.

*“Why try to explain miracles to your kids when you can just have them plant a garden”*

Robert Brault

### Quick Tip

If your plants are not receiving enough magnesium they will look sick and have yellowing leaves.

Use epsom salts around the garden to give them a magnesium boost

## BLOOD & BONE PLUS

### Fertilizer Pellets

Combines the POWER of Blood & Bone with NUTRIENT RICH poultry manure in one easy to use Pellet!

**High in Nitrogen & Phosphorus** for healthy green growth.

**Potassium** for fruit development

**Supports** earthworms and soil biology

**N 5.1% P 1.6% K 1.6%**










# Tasks in the Garden

## — NOW —

-  **Prepare Beds:** Prepare your vege and flower beds for Spring by adding composted pellets like Super Booster or Super Growth. They will build organic matter and provide essential nutrients for the growing plants.
-  **Supercal for Heavy Clay Soils:** If you have problem spots in the garden with heavy, compacted clay soil, spray some Super Cal Liquid Clay Breaker over the soil to break up the clay and improve drainage and soil structure.
-  **Pruning:** Prune back plants that flowered in Summer or Autumn. Dead head flowers that are still blooming to encourage new growth.
-  **Citrus:** Add some mulch around your citrus trees to help them keep in moisture and aid the growing crop. Fertilise with Citrus & Fruit fertiliser.
-  **Roses:** Prune back roses and follow up with a spray of Lime Sulphur. It is good timing to prepare beds for planting out bare-root roses. Dig in a product like Super Growth which is rich in organic matter.
-  **Fertilise:** It is time to fertilise winter growing vegetables mid morning with Super Growth liquid fertiliser to encourage healthy growth.
-  **Feed Indoor Plants:** Give your indoor plants a feed of Neptune Seaweed and a sprinkling of Super Growth pellets to keep them looking lush. Cut back on watering now the weather is cooling off.
-  **Frosts:** Reduce frost injury by gently hosing over plants first thing in the morning. Don't remove frost-damaged sections of plants to provide protection to the still growing plants underneath.
-  **Seaweed:** To aid plant health this time of year, water every 3 weeks with Neptune Seaweed Liquid to build up pest and disease resistance and help handle changes in weather.

## Winter Fertilising

Neptune Seaweed Concentrate on vegetables & herbs, fruit trees & flowering plants to keep them healthy.

Lawn & Garden Booster over the lawn to improve root growth and keep the lawn healthy over winter

Super Growth or Super Booster in the planting hole or dug through the beds for new plantings

Natives may need a boost with Super Growth Liquid or Neptune.

Enquiries: 07 54861141 or [admin@katek.com.au](mailto:admin@katek.com.au)

